



“The best advice I ever got was that knowledge is power and to keep reading”

David Bailey

English Fashion and Portrait Photographer

YEAR 11
HOMework
KNOWLEDGE ORGANISER
Autumn Term 1

Name: _____

Tutor Set: _____

English

We will be focusing on the following KOs this half term:

- Macbeth
- A Christmas Carol or Jekyall and Hyde



History

We will be focusing on the following KOs this half term:

- Medicine (All)
- Germany



Geography

We will be focusing on the following KOs this half term:

- Human Geography – Nigeria – Pages 3, 4 and 5
- Fieldwork Booklet – Human and Physical Investigations



Spanish

We will be focusing on the following KOs this half term:

- Module 8 – The World



Science

We will be focusing on the following KOs this half term:

Chemistry

- C10 – Organic Reactions

Physics

- P16 – Space



PE

We will be focusing on the following KOs this half term:

- Health and Skill-Related Components of Fitness
- Planes, Axes and Levers
- LT Effects of Exercise
- Guidance and Feedback
- Cardiovascular System
- Respiratory System
- Diet and Hydration



Core Philosophy and Ethics

We will be focusing on the following KOs this half term:

- Religion, Relationships and Families



Full Course Philosophy and Ethics

We will be focusing on the following KOs this half term:

- Practices: Islam (Zig Zag)



Computer Science

We will be focusing on the following KOs this half term:

- J276/02 – 2.2 Programming



ICT

We will be focusing on the following KOs this half term:


- LO2 – Target Audience



Product

We will be focusing on the following KOs this half term:

- NEA



Music

We will be focusing on the following KOs this half term:

- Set Work 5 –
- Set Work 6 – Star Wars
- Set Work 7 – Afro Celt Sound System



Food

We will be focusing on the following KOs this half term:

- Food Science Part 1 and 2



Our weekly homework routines...


- 1 You will always be set at least one homework a week by your teacher.
- 2 Your teacher will choose the lesson they want you to learn and will pick it so that you are revising an important maths topic for revision. As such, you have already probably covered it in class but might have forgotten so your homework is to revise as, to be a great learner, you need to revise all the time (not just before tests!).
- 3 You need to spend **between 30 minutes and 1 hour** on your homework as this shows effort and commitment and will ensure that you do quality homework.
- 4 You will always be expected to
 - i) watch the video + take notes;
 - ii) write down your quiz workings neatly;
 - iii) mark your own work, make corrections and write down your score at the end.
- 5 Homework will be checked by your teacher in class once a week during your starter. You will be expected to bring your homework book to class and leave it open on the desk for your teacher to inspect.

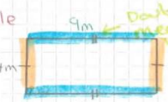
Student checklist for good HegartyMaths homework		✓ or ✗
1	I always write the date, title, clip number and H/W for all my tasks.	
2	I always watch the video before attempting the questions.	
3	I always take full notes of all the examples modelled in the video.	
4	I copy every question that I attempt in my book.	
5	I show all my workings for every question in the quiz that I do.	
6	I try to model my work the way I was shown in the video by Mr Hegarty.	
7	I use a pencil and ruler for all diagrams.	
8	I mark my work correct/incorrect as I go.	
9	I write down corrections when HegartyMaths tells me the correct answer.	
10	I write down my score at the end of quiz.	

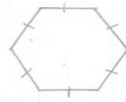
5 things you should do when you want to do extra work

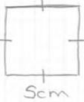
Action	✓ or ✗
1 I go back to my donut and pick lessons that are red (<70%) to redo them to make them amber (>70%) or green (100%).	
2 I go back to my donut and pick lessons that are amber (>70%) to redo them to make them green (100%).	
3 When working on lessons that are red or amber and I cannot make them 100% , I rewatch the video and look at the building blocks which may help me.	
4 I complete a Fix-Up-5 where HegartyMaths gives me 5 practice questions on parts of maths that I might be weak on.	
5 If my teacher has given me a revision list of clips on HegartyMaths, then I pick a topic on that list and complete a homework the normal way by myself.	

VIDEO NOTES
Hegarty maths: Perimeter (2) 14th July 2016

Example 1

 Perimeter = $7+7+7+7$
 $= 4 \times 7$
 $= 28 \text{ mm}$

Example 2

 Perimeter = $4+9+4+9$
 $= 18+18$
 $= 2 \times 9 + 2 \times 4$
 $= 18 + 8$
 $= 26 \text{ m}$

Example 3

 Regular means all sides are same length.
 $P = 6 \times 9$
 $= 54 \text{ m}$

Example 4
 Work out the perimeter of a square with side length 5cm.
 Always draw a sketch from the information given.

 $P = 4 \times 5$
 $= 20 \text{ cm}$

Example 5
 Work out the perimeter of an equilateral triangle with side length 4.1mm.
 Same as regular.
 $P = 3 \times 4.1$
 $= 3 \times (4 + 0.1)$
 $= 12 + 0.3$
 $= 12.3 \text{ mm}$

Key Words:
 • Length
 • Units
 • Distance

Don't forget units!

Doesn't matter which method you use, they all work!

Here is an example of a great homework!

You will **always** produce a set of well-written notes of all the modelled examples in the video as we want you to be an expert note-taker and to revise before you try the quiz. **If you know the material, you still have to take the notes as sometimes you have to revise topics you already know and it's good for your long-term maths memory.**

Your planner will not be signed off if you do not complete your workbook.